

# Power Stocker Lift

## Easy Operation

*Ideal for picking items that are too heavy or bulky*



### STANDARD FEATURES

- Max. platform height 4.5 m, max. working height 6.3.m;
- 300 kg safe working load ( 1 person ).
- Material Deck Size 640 mm × 800 mm.
- Personnel platform size: 450 mm × 760 mm
- Easy access drawer power box.
- 12V DC power source.
- Charging voltage 110V or 230V.
- Low voltage battery protection.
- Battery level indicator.
- Maintenance free batteries.
- Audible ascent and descent drive alarm.
- Independent foot brake.
- Safer Alternative to rolling Ladders and Steps.
- Non-Marking tire material.
- Lanyard attachment anchor point
- Built-in charger and retractable charging cord, easy to charge.

### Safety Features

- Emergency disconnecter will cut off power ail.
- Emergency descent from ground level.
- Key lock prevents unauthorized use.
- The platform automatically closes the door.
- ANSI, OSHA & CSA compliant.

### Reduce staff work intensity

### Improve Productivity

### IMPORTANT

CQlift is continually researching and developing products and reserves the right to make modifications without prior notice. All data in this document is indicative. Certain options or country standards will increase weight. Specifications may change to meet country standards or with the addition of optional equipment.

Ningbo Chuangqi Machinery Equipment Co., Ltd.

Email: [sales@cqliften.com](mailto:sales@cqliften.com)

[serve@cqliften.com](mailto:serve@cqliften.com)

Web: <https://www.cqliften.com>

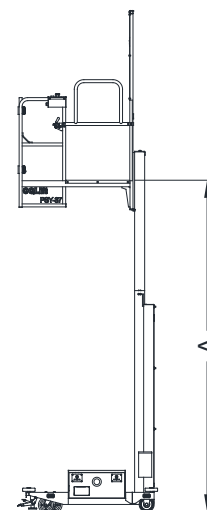
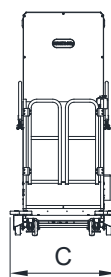
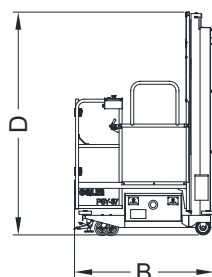
<https://www.cqliften.com/shop/>

WhatsApp: +86 13736163658

# Power Stocker Lift

## OPERATING DIMENSIONS

Model	PSY27	PSY37	PSY45
<b>Dimensions:</b>			
Maximum safe working height	4.5 m	5.5 m	6.3 m
Maximum platform height (A)	2.7 m	3.7 m	4.7 m
Overall length (B)	1.38 m	1.38 m	1.42 m
Overall width (C)	1.06 m	1.06 m	1.08 m
Overall height (D)	1.86 m	2.36 m	2.26 m
Platform Size (L × W)	0.64 m × 0.80 m	0.64 m × 0.80 m	0.64 m × 0.80 m
Ground Clearance	0.08 m	0.08 m	0.08 m
Wheelbase	0.92 m	0.92 m	0.95 m
Size of front tires	6 in	6 in	6 in
Size of rear tires	Φ150 × 50 mm	Φ150 × 50 mm	Φ150 × 50 mm
<b>Performance</b>			
Safe working load	300 kg	300 kg	300 kg
Max. Occupants	1	1	1
Maximum allowable manual force	200 N	200 N	200 N
Maximum allowable chassis inclination	1.0°	1.0°	1.0°
Machine weight	450 kg	500 kg	600 kg
Ascent time:	22 seconds	33 seconds	30 seconds
Descent time:	19 seconds	28 seconds	25 seconds
<b>Electrical:</b>			
Voltage	12 V DC		
Power pack motor	1.6 kW DC		
Batteries (deep cycle/sealed gel)	12V/100 Ah		
Charger	12 V/15A		



### IMPORTANT

CQlift is continually researching and developing products and reserves the right to make modifications without prior notice. All data in this document is indicative. Certain options or country standards will increase weight. Specifications may change to meet country standards or with the addition of optional equipment.

Ningbo Chuangqi Machinery Equipment Co., Ltd.

Email: [sales@cqliften.com](mailto:sales@cqliften.com)

[serve@cqliften.com](mailto:serve@cqliften.com)

Web: <https://www.cqliften.com>

<https://www.cqliften.com/shop/>

WhatsApp: +86 13736163658